



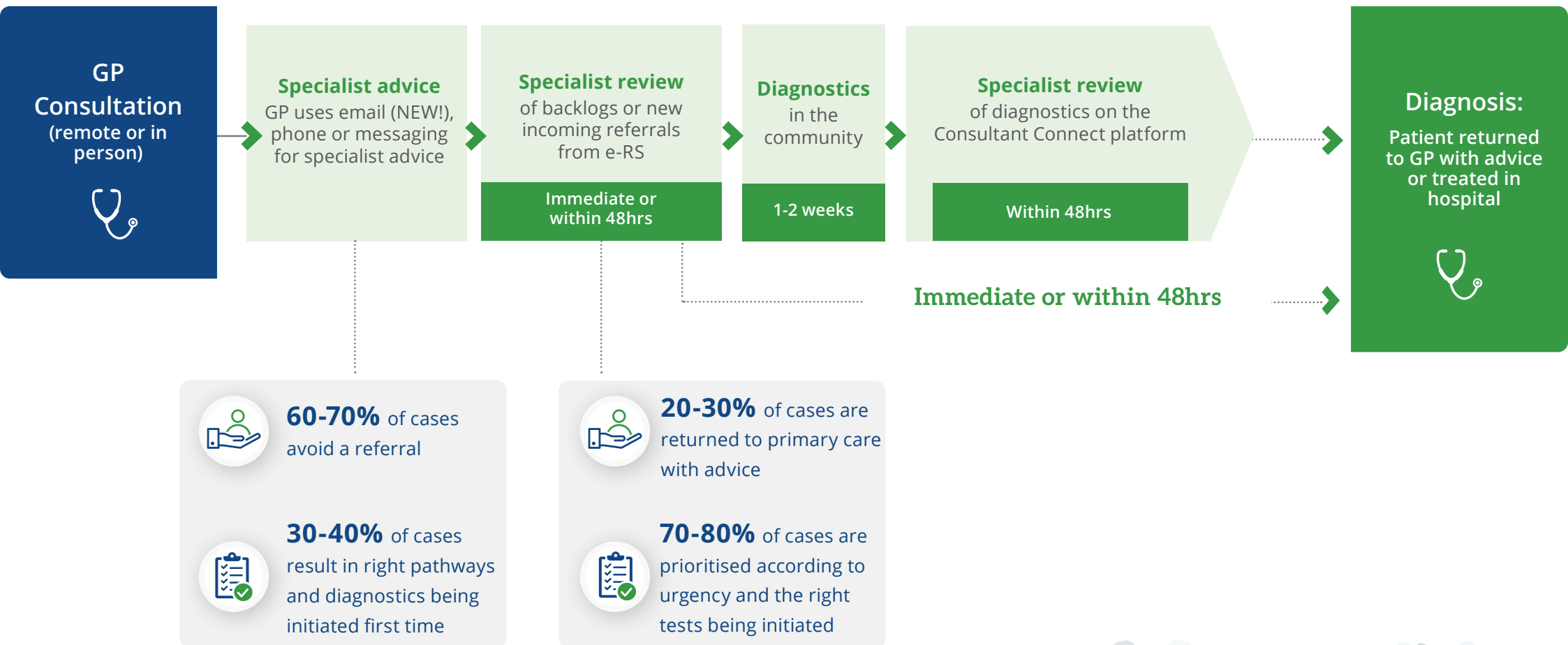
Health Innovation Network and UCL Partners present:
**Community Diagnostic Centres – Cardiology Innovation Exchange
Event**
Wednesday 1st December 2021 from 9:30am- 12:00pm

Time	Activity	Speaker/ Lead
09:30	Introductions & Opening	Louise Dark Programme Director – Diagnostics, NHS England/ NHS Improvement (London Region)
09:35	Community Diagnostic Centres in action – a case study of ‘what good looks like’ when planning and running a CDC	Antony Keay Business Development Director, Inhealth Group
09:50	Q&A	
10:00	Case Study on Using AI / Technology in CVD Services	Darren Atkins CTO, Innovation & Intelligent Automation, Royal Free
10:15	Q&A	
10:20	Consultant Connect Consultant Connect Virtual Hospital Pathway: A fully integrated, virtual consultant-delivered triaging service enabling faster diagnosis and treatment.	Lucy Sammons Chief Operating Officer
10:25	DrDoctor DrDoctor’s patient engagement platform falls into 4 categories; appointment management, patient communication, demand and risk management, and remote care. We are enabling a digital first healthcare system where patients are seen based on need, rather than time or place.	Tom Whicher Chief Executive Officer and Co- Founder
10:30	Induction Healthcare – Zesty Zesty, part of Induction Healthcare, is an integrated portal that allows patients to book and manage their outpatient appointments, with the aim of accelerating the booking and consultation process in order to help overcome the elective recovery challenge.	Harry Daniels Digital Programme Director

10:35	Feedback Medical – Bleepa <p><u>Bleepa</u> is a mobile based digital infrastructure tool that will connect care providers and manage patient pathways for community diagnostic centres. It builds patient specific pathways with a GP at one end and a hospital consultant at the other and pulls in the relevant diagnostic information (diagnostic quality images, reports, annotations etc) acquired by the CDC. We have recently announced a partnership with Sussex ICS to deploy Bleepa as a digital infrastructure for their CDC programme (https://bleepa.com/sussex-ics-pilot).</p>	<p>Dr Tom Oakley Chief Executive Officer</p> <p>Nick Mayhew Sales and Marketing Officer</p>
10:40	Chance to Challenge	
11:00	iRhythm- Zio <p>The Zio patch from iRhythm is a cardiac monitoring device and platform that is proven to detect irregular heart rhythms quickly and accurately.</p>	<p>Glyn Barnes Strategic marketing director</p>
11:10	Abbott- iSTAT <p>The i-STAT point of care testing is a portable blood analyser that delivers real-time, lab-quality diagnostic test result.</p>	<p>Nazila Rahmati Regional Account Manager</p> <p>Liam Carlin Key Account Manager</p>
11:20	Chance to Challenge	
11:40	Future of Community Diagnostic Centres for Cardiology 3-5 year Vision	<p>Dr Rajan Sharma Consultant Cardiologist and Head of Clinical Services Cardiology Clinical Academic Group St Georges Hospital</p>
11:50	Closing remarks	

Consultant Connect Virtual Hospital Pathway

Significantly speeds diagnosis, reduces cost and improves care



DrDoctor Digital Patient Engagement Platform

THE PROBLEM

Healthcare needs a reset. More people need care every day and health services struggle. We believe that technology will solve this challenge.

OUR VISION

A remote-first healthcare system, which can meet demand without sacrificing care quality.

OUR MISSION

Engage all patients in their care, shifting to a digital first model.

10 million+
Patients using
DrDoctor

50 million+
Appointments
managed

Over 35
NHS Partner
Trusts

Clinical benefits

- See patients more flexibly and make sure the right person gets the right care for their needs.
- Improve clinic utilisation with attendance optimisation.
- Stratify and prioritise care.
- Optimise appointment scheduling with PIFU booking solutions.
- Measure outcomes with tailored PROMS.
- Provide the best possible care with remote support and activate symptom monitoring.

Operational benefits

- Power your elective recovery with digitised patient pathways.
- Reduce your backlog with rapid waiting list validation.
- Reduce your carbon footprint.
- Capture data to enable data-driven and patient-centred service.
- Reduce the workload on booking teams.
- Help protect patients most at risk with strong clinical oversight.
- Cut print costs and provide a more effective patient experience.

Patient benefits

- Provide easy to use technology that takes the stress out of interacting with the NHS.
- Empower patients with a choice around whether, when and how they're seen to.
- Ensure no patient gets left behind with inclusive technology.
- Save patients time and money by providing virtual appointments.
- Reassure those uncertain about visiting hospitals post pandemic through virtual engagement.
- More personalised touch points between the patient and the care provider without any additional resource.



Zesty is the secure, digital front door to your hospital

We provide an integrated patient portal that allows patients to book and manage their outpatient appointments in the same way they do everyday tasks. It's available on all modern smartphones, tablets and desktop computers and is designed 'mobile first', with over 90% of usage via a smartphone.

We believe that accelerating the booking and consultation process is absolutely vital to overcoming the elective recovery challenge and Zesty provides a proven, patient friendly solution.

Once registered, patients can perform a number of actions:

- View their appointment letters
- View their upcoming and past hospital appointments
- Rearrange a future hospital appointment
- Cancel a future hospital appointment
- Attend a video-based remote appointment
- Provide pre- and post-visit information, via a patient-completed questionnaire
- Give their consent to electronic communication and data sharing



The value of Zesty now

By digitising bookings, clinical letters, and copies of clinical records, Zesty reduces the administrative burden associated with these tasks and helps deliver savings by the accelerating the consultation process.

It can also ensure better use of capacity by allowing services to be reassigned when patients reschedule or cancel their appointments. In fact, **where Zesty has replaced traditional letters, it has helped reduce DNAs by 30%** (since April 2021) and it has helped improve completion rates across the board. If all registered patients had used the portal, the Trusts using Zesty would have filled an additional 28,393 appointments in that time.

If healthcare organisations are to work together to support elective recovery and reduce waiting times, products like Zesty provide vital support that helps ensure clinician and administrative time is spent on the most important elements of a patient's care.



Why patients want to use Zesty

It's also important to highlight that patients like using Zesty. With it being a web-based app, its designed for accessibility meaning you can view the portal on any device or browser. It takes less than 3 minutes to register and has a 97% completion rate for those that do. The number of registered patients continues to rise at a fantastic rate with currently over 360,000 signed up on the portal and when surveyed, **85% of patients at Milton Keynes NHS Trust said they prefer having online control over their appointments.**

Bleepa - The only digital imaging communications platform clinicians need



Bleepa - the secure instant messaging platform which facilitates the sharing of high-quality, clinical-grade medical images between personal devices - is the essential tool to enable remote and secure communications between clinicians.

Bleepa is the only certified digital imaging communications tool on the NHSx Clinical Communications Framework for the benefit of and ease-of use for clinicians.

Bleepa - the future of frontline communications

Designed by clinicians for clinicians, Bleepa combines a CE marked medical image viewer with secure instant messaging, annotation and video calling in a zero footprint application. With medical imaging forming the basis of almost all clinical decision-making processes, flexible access on the go has never been more essential for a rapidly evolving workforce. Bleepa can facilitate clinical referrals and treatment decisions within a hospital, between hospitals and pan regionally - truly networked care. As Bleepa can be accessed from any internet-connected device, it is possible to maintain control of patient cases even when working remotely. It is easy to create a secure network with all the information and functionality needed for clinicians to manage workloads more effectively.

Working together to change clinical communications forever

Bleepa offers a world-class, holistic solution for medical communications.

Bleepa can be used flexibly for:

- Virtual ward rounds
- Inpatient/outpatient referrals
- Multidisciplinary team meetings (MDTs)
- Clinical second opinion services or senior clinician engagement for junior doctors

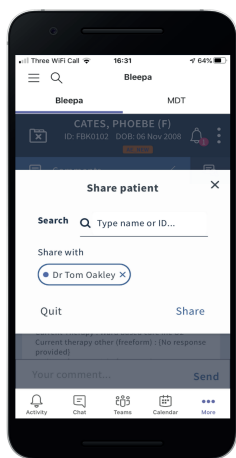
Bringing clinical communications into the digital world

With a significant drive from medical institutions such as the NHSx to transform medical communications, Bleepa is driving innovation in the way clinicians collaborate and engage in today's digital world.

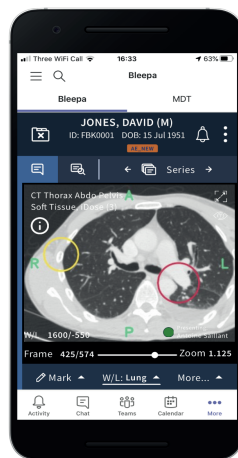
Bleepa can transform medical communications across hospitals, groups and regional services. It can streamline the patient pathway from the moment patients are registered, enabling smoother and swifter transfer from one medical team to another, from referral to decision, treatment and exit.

Security and quality

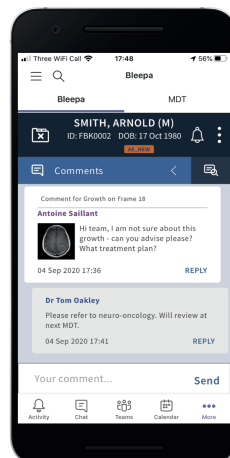
From a governance perspective Bleepa is a secure, encrypted, zero footprint application meaning that no patient data is stored locally on any device. It is manufactured using processes that adhere to the ISO 13485 quality standard, Cyber Essentials Plus security standards and is the only communication platform to be certified as a CE marked device for undertaking medical image review.



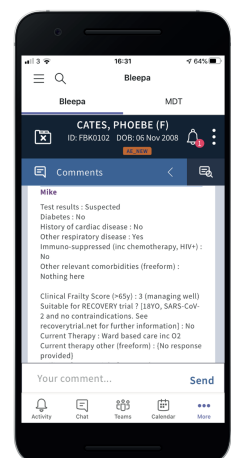
Add a colleague, share a patient and start discussing



Share, annotate, simultaneous review of images



Patient specific chat using messaging or video call



Make structured referrals and gain second opinions

ZIO[®] XT certainty in a single test

Continuous ambulatory ECG for up to 14 days
No wires, no electrodes, no battery charging
Accurate, reliable, quality data reporting



Avoid critical knowledge gaps from interrupted recordings

Zio XT provides you the assurance of uninterrupted ECG recording from start to finish. Simply choose the best time frame for your patient and use our comprehensive report to make a confident diagnosis.

Recommended by NICE.



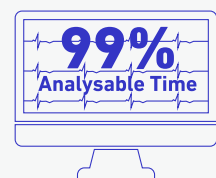
Flexible time frame

Tailor monitoring time from 1 to 14 days based on your individual patient's symptoms. Collect all the data you need in a single monitoring period.



Designed for patient compliance

The Zio patch facilitates high patient compliance. No maintenance or special attention is required. Your patient can even shower, sleep and exercise while wearing the Zio monitor.



Assured clinical accuracy

99% median analysable time¹ helps ensure you don't miss critical insights. Interpret up to 14 days of uninterrupted data for greater arrhythmia detection.

THE POWER OF CHANGE IN YOUR HANDS

- **AVOID TESTING DELAYS**

Assess renal function in minutes*

- **ENABLE IMMEDIATE CARE**

For routine and urgent cases with lab-accurate results and simple, intuitive operation

- **MAKE IT EASIER**

Just two or three drops of blood are required

On-screen eGFR calculation
(CKD-EPI creatinine calculation)

The *i-STAT Alinity* system
can be set to automatically
display a calculated eGFR



i-STAT Alinity

With-patient testing.
Revolutionised.

TO REQUEST A DEMONSTRATION OR FOR MORE INFORMATION,
CONTACT MARKETING@APOC.ABBOTT.COM OR VISIT WWW.POINTOF CARE.ABBOTT

* Analysis time typically 2 minutes eGFR, estimated glomerular filtration rate.

Reference:

1. NICE Point-of-care creatinine tests before contrast-enhanced imaging. Medtech innovation briefing MIB136. January 2018. www.nice.org.uk/advice/mib136. Accessed April 2018.
2. For intended use, refer to CTI Sheets at www.pointofcare.abbott

For *In Vitro* Diagnostic Use Only. Not all products are available in all regions.

Contact your Abbott representative for availability in specific markets. *i-STAT* and *Alinity* are trademarks of the Abbott Group of Companies in various jurisdictions.

© Abbott Point of Care Inc.
www.pointofcare.abbott

057142 REV A 04/18



AFINION™ 2 ANALYSER

With its compact size and panel of tests, the Afinion™ 2 System is ideal for point-of-care testing in physician offices, clinics, community health centers, retirement homes, emergency rooms and hospital outpatient clinics. From just a fingerstick-sized sample, highly accurate results for CRP, HbA1c, ACR and Lipid Panel are made available during the consultation.

BENEFITS TO POINT-OF-CARE TESTING

Reduced workload in the practice¹:

- Fewer follow-up calls
- Fewer follow-up letters
- Fewer patient revisits

More informed decision-making improves patient-clinician relationships and patient motivation and attitude.²

TESTS

Afinion™ tests can be used with both the Afinion™ 2 Analyser and the Afinion™ AS100 Analyser.

PRODUCT NAME	PRODUCT CODE
AFINION™ 2 ANALYSER	1116770
AFINION™ HbA1c	1116795
AFINION™ ACR	1116781
AFINION™ CRP	1116787
AFINION™ LIPID PANEL	1116801

TECHNICAL INFORMATION

- Size: 200 mm W × 186 mm H × 328 mm D
- Weight: 3.4 kg
- LCD colour touch display
- Patient and QC ID and results stored in memory
- No maintenance required
- No operator calibration
- Extensive and comprehensive fail-safe systems prevent the possibility of erroneous results
- QC and operator lockout

CONNECTIVITY

The Afinion 2 Analyser can reliably transfer test results to an information system. Use the Ethernet® cable to interface the analyser to an information system. The Afinion 2 Analyser connectivity automatically transfers patient and control results to a connected LIS/HIS/EMR system via TCP/IP networking using the protocols POCT1-A, HL7®, ASTM

1381-95 (low level) or ASTM 1394-97 (high level), selectable by configuration. With built-in connectivity, the Afinion 2 Analyser can communicate with LIS and HIS systems to share and manage data more effectively, contributing to better patient management everywhere.

3-STEP PROCEDURE

- 1 Collect the sample with the integrated sampling device.



- 2 Place the sampling device back in the test cartridge.



- 3 Place the test cartridge in the analyser and close the lid. The processing starts automatically.



1. Crocker JB, Lee-Lewandrowski E, Lewandrowski N, et al. Implementation of point-of-care testing in an ambulatory practice of an academic medical center. *Am J Clin Pathol*. 2014;142:640-6.

2. Laurence CO, Gialamas A, Bubner T. Patient satisfaction with point-of-care testing in general practice. *Br J Gen Pract*. 2010;60(572):e98-e104.

© 2020 Abbott. All rights reserved. All trademarks referenced are trademarks of either the Abbott group of companies or their respective owners. Any photos displayed are for illustrative purposes only. Any person depicted in such photos is a model. 10003944-04 10/20